
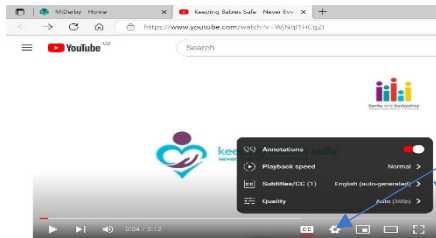


Bring the screen up and start the video- then pause – or quickly go through the process to change the caption translation

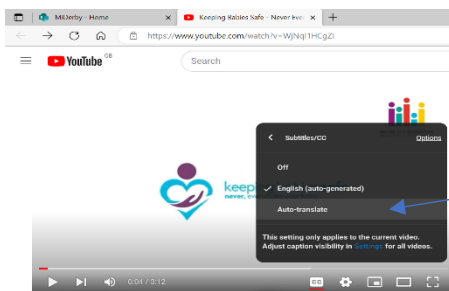


Click on CC at the bottom so the red line shows



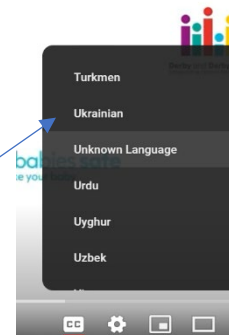
Click on the wheel so the black box comes up

Then click on subtitles



Then click on auto translate

The list of languages will come up alphabetically



Click on the required language and the sub titles will appear underneath the English subtitles. Its then your choice if you want to mute the sound in English or keep it on. The voice over does not translate only the subtitles.

