

## Creating a homescreen icon on smartphones or tablets

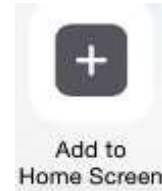
### For iPhone and iPad

1. Open up your internet browser, using **Safari**. Go to the Manual on the normal address link - [http://www.proceduresonline.com/llr/childcare/leicester\\_city/index.html](http://www.proceduresonline.com/llr/childcare/leicester_city/index.html)

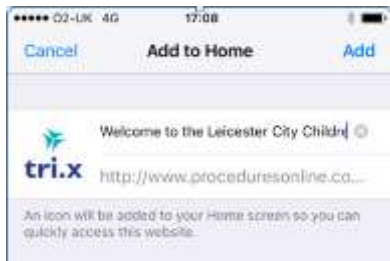
2. Tap the **Share** button in the menu bar at the bottom of the screen



3. Tap the **Add to home screen** icon



4. Tap **Add**



5. This will create a new shortcut icon on your homescreen



### For Android (eg Samsung)

1. Open up your internet browser. Go to the Manual on the normal address link - [http://www.proceduresonline.com/llr/childcare/leicester\\_city/index.html](http://www.proceduresonline.com/llr/childcare/leicester_city/index.html)

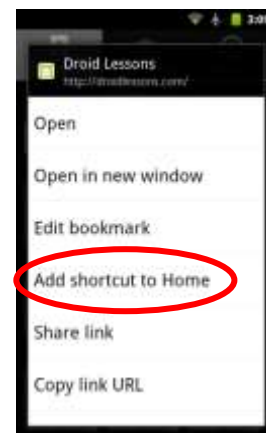
2. Tap **MORE** next to the address bar at the top of the screen.

Or


on the menu icon →



3. Tap the **Add shortcut to Home** option



4. This will create a shortcut icon on homescreen



new  
your